powered by Q.ANTUM DUO



Q.PEAK DUO BLK-G6+

330-345

ENDURING HIGH PERFORMANCE

ASSEMBLED IN THE USA

EUPD RESEARCH TOP BRAND PV MODULES EUROPE 2020

25 YR Warranty Product & Performance

Q CELLS Yield Security



Q.ANTUM TECHNOLOGY: LOW LEVELIZED COST OF ELECTRICITY

Higher yield per surface area, lower BOS costs, higher power classes, and an efficiency rate of up to 19.5 %.

INNOVATIVE ALL-WEATHER TECHNOLOGY

Optimal yields, whatever the weather with excellent low-light and temperature behavior.

ENDURING HIGH PERFORMANCE

Long-term yield security with Anti LID and Anti PID Technology[1], Hot-Spot Protect and Traceable Quality Tra.Q™.

EXTREME WEATHER RATING

High-tech aluminum alloy frame, certified for high snow (5400 Pa) and wind loads (4000 Pa).

A RELIABLE INVESTMENT

Inclusive 25-year product warranty and 25-year linear performance warranty[2].

STATE OF THE ART MODULE TECHNOLOGY

Q.ANTUM DUO combines cutting edge cell separation and innovative wiring with Q.ANTUM Technology.

[1] APT test conditions according to IEC / TS 62804-1:2015, method B (–1500 V, 168 h)
[2] See data sheet on rear for further information

THE IDEAL SOLUTION FOR:

Rooftop arrays on residential buildings

Engineered in Germany

Q CELLS

MECHANICAL SPECIFICATION

Format	68.5 × 40.6 × 1.26 in (including frame) (1740 × 1030 × 32 mm)
Weight	43.9 lbs (19.9 kg)
Front Cover	0.13 in (3.2 mm) thermally pre-stressed glass with anti-reflection technology
Back Cover	Composite film
Frame	Black anodized aluminum
Cell	6 × 20 monocrystalline Q.ANTUM solar half cells
Junction Box	2.09-3.98 × 1.26-2.36 × 0.59-0.71 in (53-101 × 32-60 × 15-18 mm), Protection class IP67, with bypass diodes
Cable	4 mm² Solar cable; (+) ≥ 45.3 in (1150 mm), (–) ≥ 45.3 in (1150 mm)
Connector	Stäubli MC4; IP68

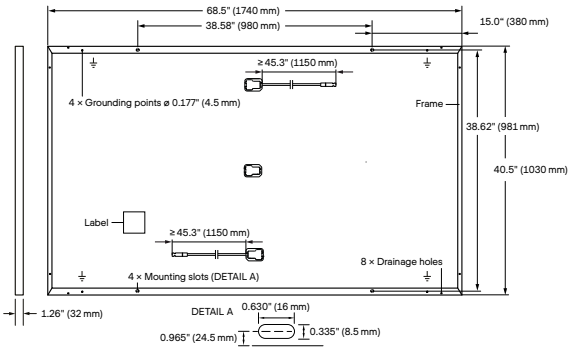

ELECTRICAL CHARACTERISTICS

POWER CLASS				330	335	340	345
MINIMUM PERFORMANCE AT STANDARD TEST CONDITIONS, STC[1] (POWER TOLERANCE +5 W / –0 W)							
Minimum	Power at MPP[1]	P_{MPP}	[W]	330	335	340	345
	Short Circuit Current[1]	I_{SC}	[A]	10.41	10.47	10.52	10.58
	Open Circuit Voltage[1]	V_{OC}	[V]	40.15	40.41	40.66	40.92
	Current at MPP	I_{MPP}	[A]	9.91	9.97	10.02	10.07
	Voltage at MPP	V_{MPP}	[V]	33.29	33.62	33.94	34.25
	Efficiency[1]	η	[%]	≥ 18.4	≥ 18.7	≥ 19.0	≥ 19.3
MINIMUM PERFORMANCE AT NORMAL OPERATING CONDITIONS, NMOT[2]							
Minimum	Power at MPP	P_{MPP}	[W]	247.0	250.7	254.5	258.2
	Short Circuit Current	I_{SC}	[A]	8.39	8.43	8.48	8.52
	Open Circuit Voltage	V_{OC}	[V]	37.86	38.10	38.34	38.59
	Current at MPP	I_{MPP}	[A]	7.80	7.84	7.89	7.93
	Voltage at MPP	V_{MPP}	[V]	31.66	31.97	32.27	32.57

[1]Measurement tolerances P_{MPP} ±3%; I_{SC}; V_{OC} ±5% at STC: 1000 W/m², 25 ± 2 °C, AM 1.5 according to IEC 60904-3 • [2]800 W/m², NMOT, spectrum AM 1.5

Q CELLS PERFORMANCE WARRANTY

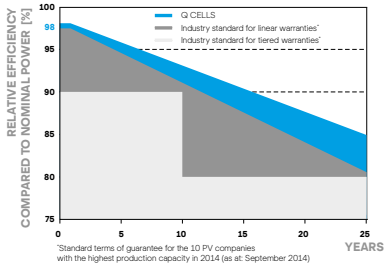

At least 98 % of nominal power during first year. Thereafter max. 0.54 % degradation per year. At least 93.1 % of nominal power up to 10 years. At least 85 % of nominal power up to 25 years.

All data within measurement tolerances. Full warranties in accordance with the warranty terms of the Q CELLS sales organization of your respective country.

PERFORMANCE AT LOW IRRADIANCE

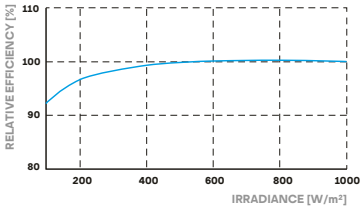

Typical module performance under low irradiance conditions in comparison to STC conditions (25 °C, 1000 W/m²)

TEMPERATURE COEFFICIENTS

Temperature Coefficient of I_{SC}	α	[%/K]	+0.04	Temperature Coefficient of V_{OC}	β	[%/K]	–0.27
Temperature Coefficient of P_{MPP}	γ	[%/K]	–0.36	Nominal Module Operating Temperature	NMOT	[°F]	109 ± 5.4 (43 ± 3 °C)

PROPERTIES FOR SYSTEM DESIGN

Maximum System Voltage V_{SYS}	[V]	1000 (IEC) / 1000 (UL)	PV module classification	Class II
Maximum Series Fuse Rating	[A DC]	20	Fire Rating based on ANSI / UL 61730	TYPE 2
Max. Design Load, Push / Pull[3]	[lbs/ft²]	75 (3600 Pa) / 55 (2667 Pa)	Permitted Module Temperature on Continuous Duty	–40 °F up to +185 °F (–40 °C up to +85 °C)
Max. Test Load, Push / Pull[3]	[lbs/ft²]	113 (5400 Pa) / 84 (4000 Pa)		

[3] See Installation Manual

QUALIFICATIONS AND CERTIFICATES

UL 61730, CE-compliant,
IEC 61215:2016,
IEC 61730:2016,
U.S. Patent No. 9,893,215
(solar cells)

C Certified US
UL 61730

TÜVRheinland CERTIFIED
www.tuv.com
ID 1111220277

PACKAGING INFORMATION

Horizontal packaging	70.1 in 1780 mm	42.5 in 1080 mm	47.6 in 1208 mm	1485 lbs 674 kg	28 pallets	26 pallets	32 modules
Vertical packaging	70.9 in 1800 mm	45.3 in 1150 mm	47.2 in 1200 mm	1505 lbs 683 kg	28 pallets	26 pallets	32 modules

Note: Installation instructions must be followed. See the installation and operating manual or contact our technical service department for further information on approved installation and use of this product. Q CELLS supplies solar modules in two different stacking methods, depending on the location of manufacture (modules are packed horizontally or vertically). You can find more detailed information in the document "Packaging and Transport Information", available from Q CELLS.

Hanwha Q CELLS America Inc.
400 Spectrum Center Drive, Suite 1400, Irvine, CA 92618, USA | **TEL** +1 949 748 59 96 | **EMAIL** inquiry@us.q-cells.com | **WEB** www.q-cells.us

Specifications subject to technical changes © **Q CELLS** Q.PEAK DUO BLK-G6+_DA_330-345_2021-03_Rev06_NA