ZNSHINESOLAR



ZXM8-GPLDD132 Series

SMBB HALF-CELL N-Type TOPCon Bifacial Double Glass Monocrystalline PV Module

695-730W	23.50%	0.40%
POWER RANGE	MAXIMUM EFFICIENCY	YEARLY DEGRADATION

12 YEARS PRODUCT WARRANTY

30 YEARS OUTPUT GUARANTEE

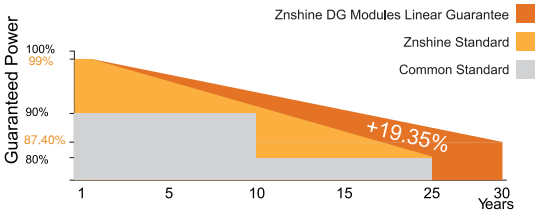

*Please check Limited Warranty for Standard PV Modules which is officially released by ZNSHINE PV-TECH Co.,Ltd

IEC 61215/IEC 61730/IEC 61701/IEC 62716

ISO 14001: Environmental Management System

ISO 9001: Quality Management System

ISO45001: Occupational Health and Safety Management System

*As there are different certification requirements in different markets.please contact your local znshine sales representative for the specific certificates applicable to the products in the region in which the products are to be used.

KEY FEATURES

Excellent Cells Efficiency

SMBB technology reduce the distance between busbars and finger grid line which is benefit to power increase.

Better Weak Illumination Response

More power output in weak light condition, such as haze, cloudy, and early morning.

Anti PID

Ensured PID resistance through the quality control of cell manufacturing process and raw materials.

Adapt To Harsh Outdoor Environment

Resistant to harsh environments such as salt, ammonia, sand, high temperature and high humidity environment.

TIER 1

Global,Tier 1 bankable brand,with independently certified advanced automated manufacturing.

Excellent Quality Managerment System

Warranted reliability and stringent quality assurances well beyond certified requirements.

Bifacial Technology

Up to 25% additional power gain from back side depending on albedo.

Founded in 2006, ZNShine solar is a world's leading high-tech PV module manufacturer.With the advanced production lines, the company boasts module capacity of 10 GW. Bloomberg has listed ZNShine as a global Tier 1 PV module maker. Today Znshine has distributed its sales to more than 60 countries around the globe.

ZXM8-GPLDD132 Series | SMBB HALF-CELL N-Type Bifacial Double Glass Monocrystalline PV Module

ZNSHINESOLAR

DIMENSIONS OF PV MODULE(mm)

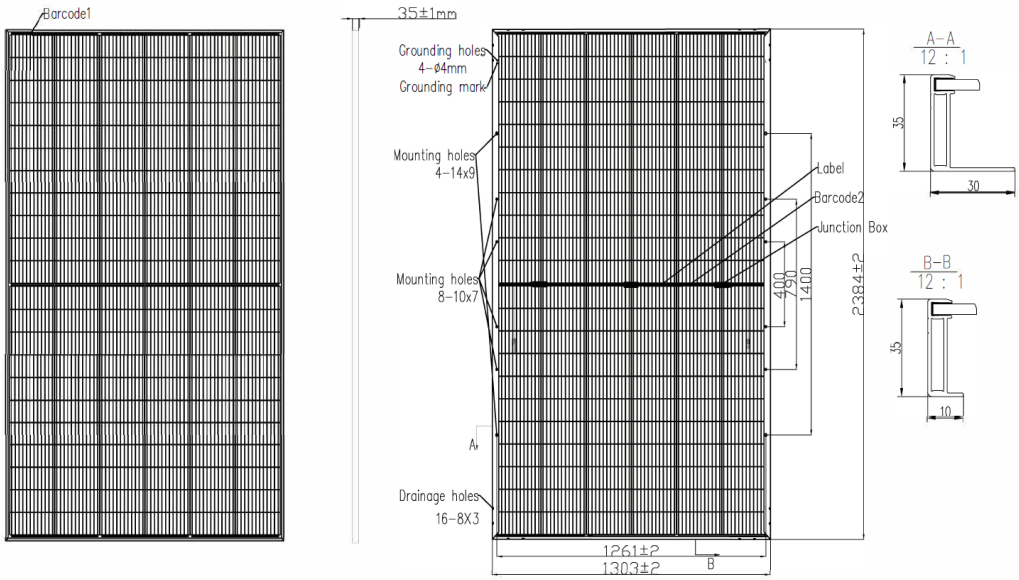

Front View

Back View

*Remark: customized frame color and cable length available upon request

I-V CURVES OF PV MODULE(710W)

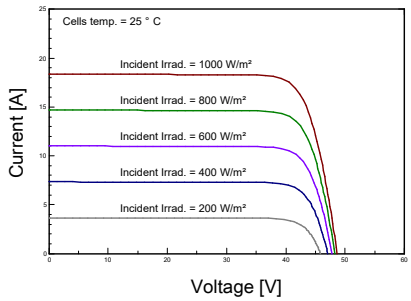

P-V CURVES OF PV MODULE(710W)

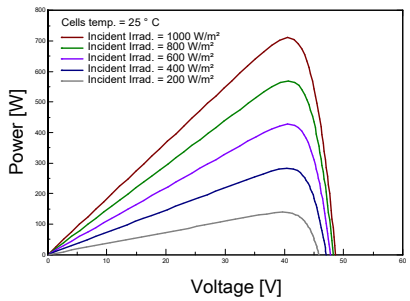

ELECTRICAL CHARACTERISTICS | STC*

Nominal Power Watt Pmax(W)*	695	700	705	710	715	720	725	730
Maximum Power Voltage Vmp(V)	40.30	40.50	40.70	40.90	41.10	41.30	41.50	41.70
Maximum Power Current Imp(A)	17.25	17.29	17.33	17.37	17.40	17.44	17.47	17.51
Open Circuit Voltage Voc(V)	48.10	48.30	48.50	48.70	48.90	49.10	49.30	49.50
Short Circuit Current Isc(A)	18.23	18.27	18.31	18.35	18.39	18.43	18.47	18.51
Module Efficiency (%)	22.37	22.53	22.70	22.86	23.02	23.18	23.34	23.50

*The data above is for reference only and the actual data is in accordance with the pratical testing
*STC (Standard Test Condition): Irradiance 1000W/m², Module Temperature 25±2℃, AM 1.5
*Measuring uncertainity: ±3%, all the electrical characteristics such as Power, Im, Vm and FF are within ±3% tolerance.

MECHANICAL DATA

Solar cells	N-type Monocrystalline
Cells orientation	132（6×22）
Module dimension	2384×1303×35 mm (With Frame)
Weight	38.5±1.0 kg
Glass	2.0 mm+2.0mm, High Transmission, AR Coated Heat Strengthened Glass
Junction box	IP 68，3 diodes
Cables	4 mm² ,350 mm (With Connectors)
Connectors*	MC4-compatible

*Please refer to regional datasheet for specified connector

ELECTRICAL CHARACTERISTICS | NMOT*

Maximum Power Pmax(Wp)	527.80	531.50	533.50	537.30	542.60	546.40	550.00	553.80
Maximum Power Voltage Vmpp(V)	37.80	38.00	38.00	38.20	38.50	38.70	38.80	39.00
Maximum Power Current Impp(A)	13.97	14.00	14.04	14.07	14.10	14.13	14.16	14.19
Open Circuit Voltage Voc(V)	45.50	45.70	45.80	45.90	46.30	46.40	46.60	46.80
Short Circuit Current Isc(A)	14.70	14.74	14.78	14.81	14.83	14.87	14.90	14.93

*NMOT:Irradiance 800W/m²,Ambient Temperature 20℃,AM 1.5,Wind Speed 1m/s

TEMPERATURE RATINGS

NMOT	43℃ ±2℃
Temperature coefficient of Pmax	(-0.30±0.03)%/℃
Temperature coefficient of Voc	-0.25%/℃
Temperature coefficient of Isc	0.046%/℃
Refer.Bifacial Factor	(80±10)%

WORKING CONDITIONS

Maximum system voltage	1500 V DC
Operating temperature	-40℃~+85℃
Maximum series fuse	35 A
Front Side Maximum Static Loading	Up to 5400Pa
Rear Side Maximum Static Loading	Up to 2400Pa

*Remark:Do not connect Fuse in Combiner Box with two or more strings in parallel connection

ELECTRICAL CHARACTERISTICS (REAR POWER GAIN) *

5%	Maximum Power:Pmax(W)	730	735	740	746	751	756	761	767
	Module Efficiency(%)	23.49	23.66	23.83	24.00	24.17	24.34	24.51	24.68
15%	Maximum Power:Pmax(W)	799	805	811	817	822	828	834	840
	Module Efficiency(%)	25.73	25.91	26.10	26.28	26.47	26.66	26.84	27.03
25%	Maximum Power:Pmax(W)	869	875	881	888	894	900	906	913
	Module Efficiency(%)	27.97	28.17	28.37	28.57	28.77	28.97	29.17	29.38

*Bifacial Gain: The additional gain from the back side compared to the power of the front side at the standard test condition.
It depends on mounting (structure, height, tilt angle etc.) and albedo of the ground.

PACKAGING CONFIGURATION *

Piece/Box	31
Piece/Container(40'HQ)	527

*Customized packaging is available upon request.
*Remark:Electrical data in this catalog do not refer to a single module and they are not part of the offer.
They only serve for comparison among different module types.
*Caution:Please be kindly advised that PV modules should be handled and installed by qualified people who have professional skills and please carefully read the safety and installation instructions before using our PV modules.

Add :No. 229 Tongda Avenue Suqian Economic and Technological Development Zone 223800 Suqian City, Jiangsu P.R. China Tel: +86 519 6822 0233

Note: Specifications included in this datasheet are subject to change without notice.ZNSHINE reserves the right of final interpretation © ZNSHINE SOLAR 2024 | Version: ZXM8-GPLDD132 2409.E

No special undertaking or warranty for the suitability of special purpose or being installed in extraordinary surroundings is granted unless as otherwise specifically committed by manufacturer in contract document