Gstar

N-Type

GSD7S72T

[565-595W]

Bifacial Dual Glass 16BB Half-cut Mono Topcon



IEC 61215 / IEC 61730 / UL 61730

IS09001: 2015: Quality Management System

IS014001:2015: Environment Management System

IS045001:2018: Occupational Health And Safety Management System

KEY FEATURES

SMBB Technology

Better light trapping and current collection to improve module power output and reliability.

Lower Attenuation

Components have better reliability and lower LID/LETID attenuation

Double Power Output

For higher power output, backside power output can be increased 5-25%

Wider Application

No water-permeability and high wear-resistance,can be widely used in high-humid, windy and dusty area

PID Resistance

Excellent Anti-PID performance guarantee via optimized mass-production process and materials control

Guaranteed Power Performance

25 Years Product Warranty

30 Years Linear Power Warranty

0.40% Annual Degradation Over 30 Years

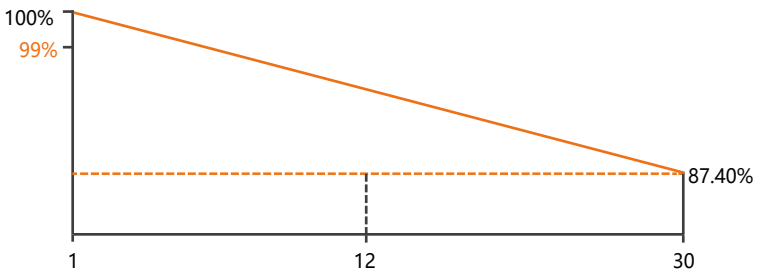

As different markets have different certification requirements, please consult our Gstar sales group to obtain the corresponding certification for the local market. If any special requirements are needed for the specific installing environment, pleae feel free to contact Gstar technical support department anytime.

GSD7S72T

565-595W

Bifacial Dual Glass 16BB Half-cut Mono Topcon

Weight

32 kg

Dimensions

2278*1134*35mm

Packaging

31pcs/pallet,620pcs/ 40'HQ Container

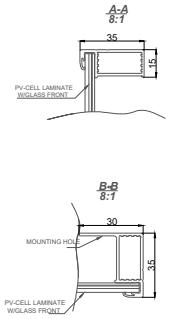

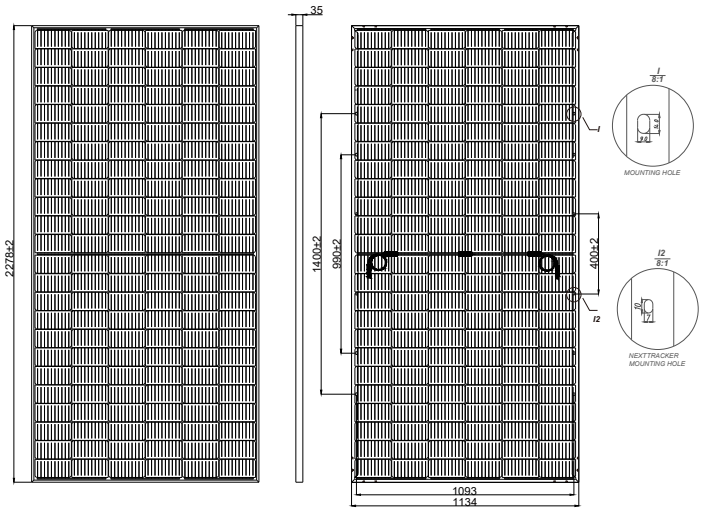

Front Side Back

OPERATING CONDITIONS

Operating Temperature	-40°C~+85°C
Maximum System Voltage	1500V/DC(IEC)
Maximum Series Fuse Rating	30A
Power Tolerance	0~+3%
Temperature Coefficients Of Pmax	-0.30%/°C
Temperature Coefficients Of Voc	-0.25%/°C
Temperature Coefficients Of Isc	0.046%/°C
Nominal Module Operating Temperature(NMOT)	43±2°C
*Under STC :BACKside Output Ration =Pmax(rear)/Pmax(front)	80%±5%

MECHANICAL CHARACTERISTICS

Cell Type	N type Monocrystalline 182*91mm
No. Of Cells	144 pcs in series (6x24)
Front Glass	2.0mm, Anti-Reflection Coating
Back Glass	2.0mm, Heat Strengthened Glass
Frame	Anodized Aluminium Alloy,silver or black
Junction Box	IP68 ,3Bypass Diodes
Output Cables	1200mm in legth or Customized Length
Connectors	MC4
Mechanical Load	5400Pa(Front)/2400Pa(Back)

ELECTRICAL PARAMETERS AT STC

Module Type	GSD7S72T-565WT	GSD7S72T-570WT	GSD7S72T-575WT	GSD7S72T-580WT	GSD7S72T-585WT	GSD7S72T-590WT	GSD7S72T-595WT
Maximum Power(Pmax)	565	570	575	580	585	590	595
Maximum Power Voltage (Vmp)	41.92	42.07	42.22	42.37	42.52	42.67	42.82
Maximum Power Current (Imp)	13.48	13.55	13.62	13.69	13.76	13.83	13.90
Open-Circuit Voltage (Voc)	50.60	50.74	50.88	51.02	51.16	51.30	51.44
Short-Circuit Current (Isc)	14.23	14.31	14.39	14.47	14.55	14.63	14.71
Module Efficiency STC (%)	21.87%	22.07%	22.26%	22.45%	22.65%	22.84%	23.03%

STC: Irradiance 1000W/m²,AM=1.5, Cell temperature 25°C.

ELECTRICAL PARAMETERS AT BSTC**

Maximum Power(Pmax)	625	630	635	640	645	650	655
Maximum Power Voltage (Vmp)	41.92	42.06	42.31	42.36	42.52	42.66	42.82
Maximum Power Current (Imp)	14.91	14.98	15.01	15.11	15.17	15.24	15.37
Open-Circuit Voltage (Voc)	50.60	50.74	50.88	51.02	51.16	51.30	51.44
Short-Circuit Current (Isc)	15.76	15.81	15.93	16.02	16.11	16.20	16.29
Module Efficiency BSTC (%)	24.19%	24.39%	24.58%	24.77%	24.97%	25.16%	25.36%

**BSTC: Front side irradiation 1000W/m², Back side reflection iradiation 135W/m²,AM=1.5, Cell temperature 25°C.

IV-CURVE

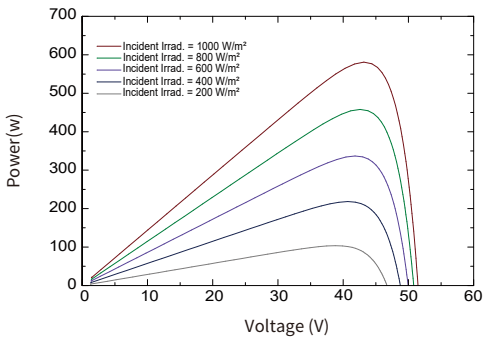

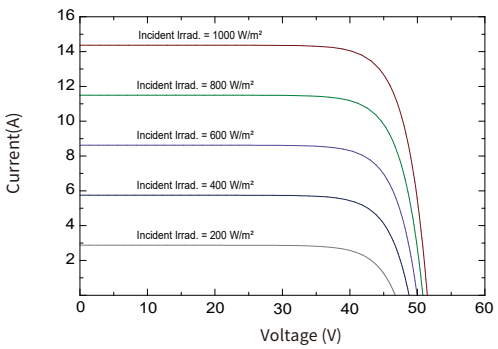

Gstar

Due to ongoing innovation, R&D enhancement,the specification and key features described in this datasheet may deviate slightly and are not guaranteed. Gstar reserves the right to make any adjustment to the information described herein at any time without notice. Please always obtain the most recent version of the datasheet which shall be duly incorporated into the binding contract made by the parties governing all transactions related to the purchase and sale of the products described herein.