N-Type CleanEdge
GSN7S54T
[420-440W]

CleanEdge TOPCON Single Glass Module

IEC 61215 / IEC 61730 / UL 61730

IS09001: 2015: Quality Management System

IS014001:2015: Environment Management System

IS045001:2018: Occupational Health And Safety Management System



KEY FEATURES

CleanEdge
No water and dust, which reduces the power loss, increases power generation by 6-15%

Lower Attenuation
Components have better reliability and lower LID/LETID attenuation

Visual all-black
All-black design, more harmonious and beautiful application scene

Wider Application
No water-permeability and high wear-resistance,can be widely used in high-humid, windy and dusty area

PID Resistance
Excellent Anti-PID performance guarantee via optimized mass-production process and materials control

Guaranteed Power Performance

25 Years Product Warranty

30 Years Linear Power Warranty

0.40% Annual Degradation Over 30 Years

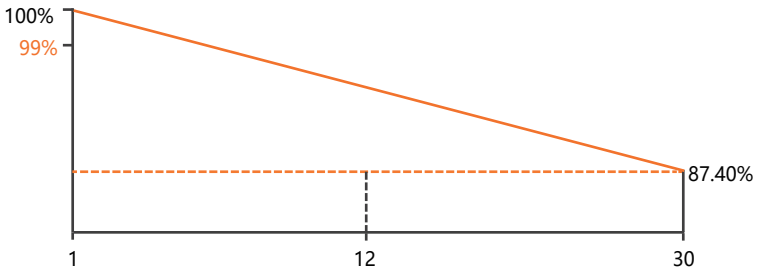

As different markets have different certification requirements, please consult our G-Star sales group to obtain the corresponding certification for the local market.
If any special requirements are needed for the specific installing environment, pleae feel free to contact G-star technical support department anytime.

GSN7S54T

420-440W

CleanEdge TOPCON Single Glass Module

Weight

20.1 kg

Dimensions

1722*1134*32mm

Packaging

34pcs/pallet,884pcs/ 40'HQ Container

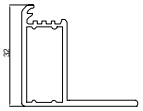

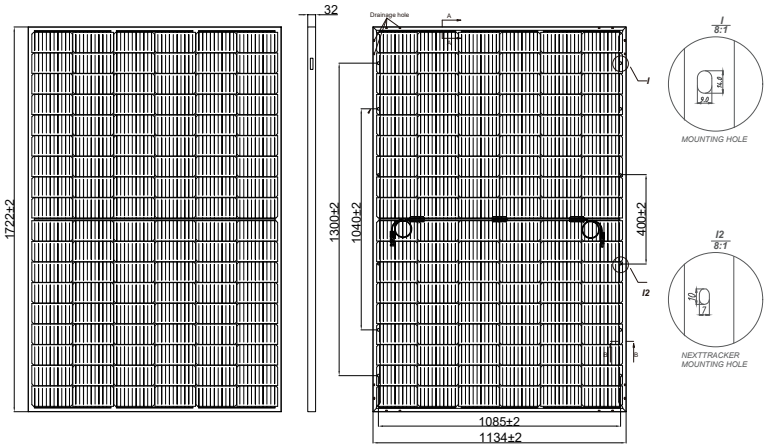

Front Side Back

OPERATING CONDITIONS

Operating Temperature	-40°C~+85°C
Maximum System Voltage	1500V/DC(IEC)
Maximum Series Fuse Rating	25A
Power Tolerance	0~+3%
Temperature Coefficients Of Pmax	-0.30%/°C
Temperature Coefficients Of Voc	-0.25%/°C
Temperature Coefficients Of Isc	0.046%/°C
Nominal Module Operating Temperature(NMOT)	43±2°C

MECHANICAL CHARACTERISTICS

Cell Type	N type Monocrystalline 182*91mm
No. Of Cells	108 pcs in series (6x18)
Front Glass	3.2mm, Anti-Reflection Coating
Backsheet	Black
Frame	Anodized Aluminium Alloy,silver or black
Junction Box	IP68 ,3Bypass Diodes
Output Cables	300mm in legth or Customized Length
Connectors	MC4-EVO2
Mechanical Load	5400Pa(Front)/2400Pa(Back)

ELECTRICAL PARAMETERS AT STC

Module Type	GSN7S54T-420BB	GSN7S54T-425BB	GSN7S54T-430BB	GSN7S54T-435BB	GSN7S54T-440BB
Maximum Power(Pmax)	420	425	430	435	440
Maximum Power Voltage (Vmp)	31.51	31.70	31.88	32.06	32.24
Maximum Power Current (Imp)	13.33	13.41	13.49	13.57	13.65
Open-Circuit Voltage (Voc)	38.11	38.30	38.49	38.68	38.87
Short-Circuit Current (Isc)	14.07	14.15	14.23	14.31	14.39
Module Efficiency STC (%)	21.51%	21.76%	22.02%	22.28%	22.53%

STC: Irradiance 1000W/m²,AM=1.5, Cell temperature 25°C.

ELECTRICAL PARAMETERS AT NMOT

Maximum Power(Pmax)	318	322	326	330	334
Maximum Power Voltage (Vmp)	30.97	31.15	31.33	31.51	31.69
Maximum Power Current (Imp)	10.27	10.35	10.41	10.48	10.54
Open-Circuit Voltage (Voc)	37.84	38.02	38.2	38.38	38.56
Short-Circuit Current (Isc)	10.80	10.88	10.94	11.01	11.07

NMOT: Irradiation 800W/m²,AM=1.5, Cell temperature 20°C.

IV-CURVE

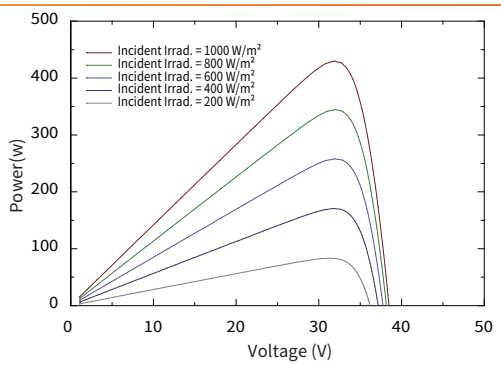

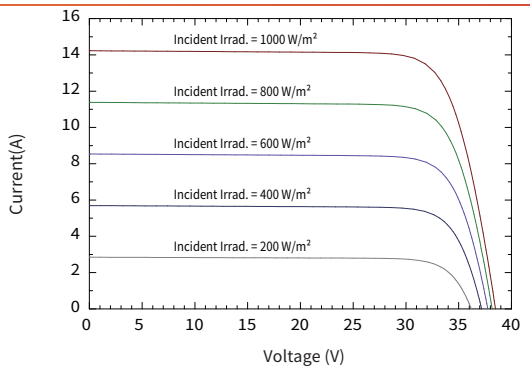

Gstar
E-mail:info@gstar-solar.com
Website: www.gstarsolar.com

Due to ongoing innovation, R&D enhancement,the specification and key features described in this datasheet may deviate slightly and are not guaranteed. G-Star. reserves the right to make any adjustment to the information described herein at any time without notice. Please always obtain the most recent version of the datasheet which shall be duly incorporated into the binding contract made by the parties governing all transactions related to the purchase and sale of the products described herein.